

Signify Classified - Internal
Cooper Lighting Solutions Photometric Lab
1121 Highway 74 South
Peachtree City, GA 30269



Scaled data based on original data using
LM-79-08 Approved Method: Electrical and Photometric Measurements of Solid-
State Lighting Products

Test Report Prepared for
Cooper Lighting Solutions
(formerly Eaton)

Brand: STREETWORKS

Report Number: P869952

Luminaire Tested: **MEM2-HTN-SA-90-840-U-T2U-HSS**

Issue Date: 08/21/2024

Test Information

Test Method: LM-79-08
Report Number: P869952
Test Lab: INNOVATION CENTER(G3)
Issue Date: 08/21/2024
Manufacturer: COOPER LIGHTING SOLUTIONS (FORMERLY EATON)
Product Line: STREETWORKS
Catalog Number: MEM2-HTN-SA-90-840-U-T2U-HSS
Description: EPIC MODERN TALL HOUSING DISCRETE LED ARRAYS 90W 80CRI 4000K
FIXTURE w/ TYPE II URBAN DISTRIBUTION OPTIC AND HOUSE SIDE SHIELD
Light Source: (20) 4000K CCT, 80 CRI LEDS
Ballast/Driver: ELECTRONIC DRIVER

Summary

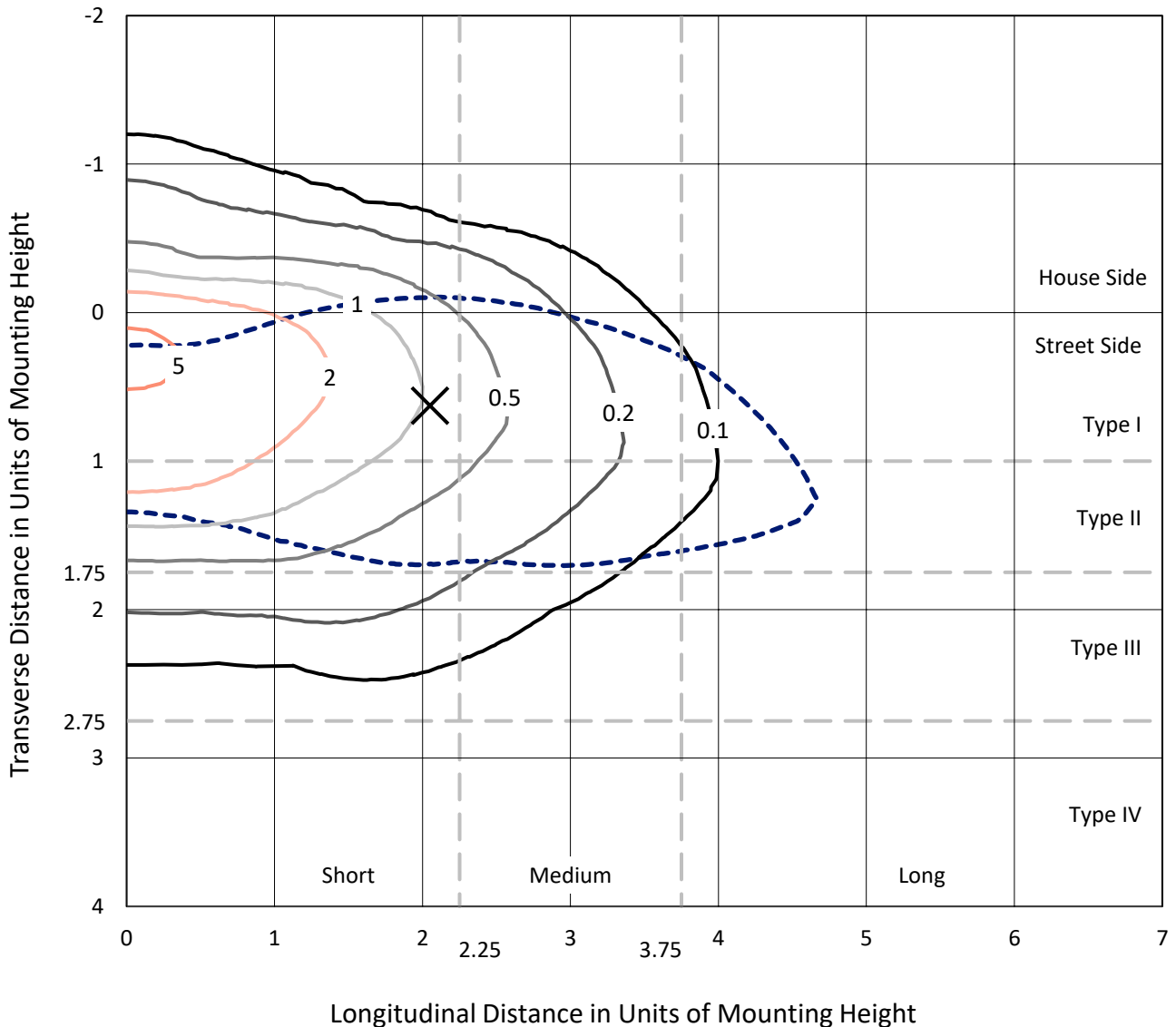
Lumens per Lamp: N/A
Luminaire Lumens: 8261.7 lumens
Efficiency: N/A
Efficacy: 91.8 lumens/watt
Luminous Opening: Rectangular (W 0.67' x L: 0.33' x H: 0')
IES Classification: Type II - Short
BUG Rating: B1 - U0 - G2

Input Watts (W): 90
Input Voltage (V): 120
Input Current (A_{in}): NR
Voltage Rise (V): NR
Power Factor: 0.99
Total Harmonic Distortion (THDi): 6.20%
Frequency (hertz): 60
Stabilization Time: NR
Operation Time: NR
Ambient Temperature (°C): NR
Test Distance: 24 FT

REPORT NUMBER: P869952
 CATALOG NUMBER: MEM2-HTN-SA-90-840-U-T2U-HSS

Iso-Footcandle Lines of Horizontal Illumination

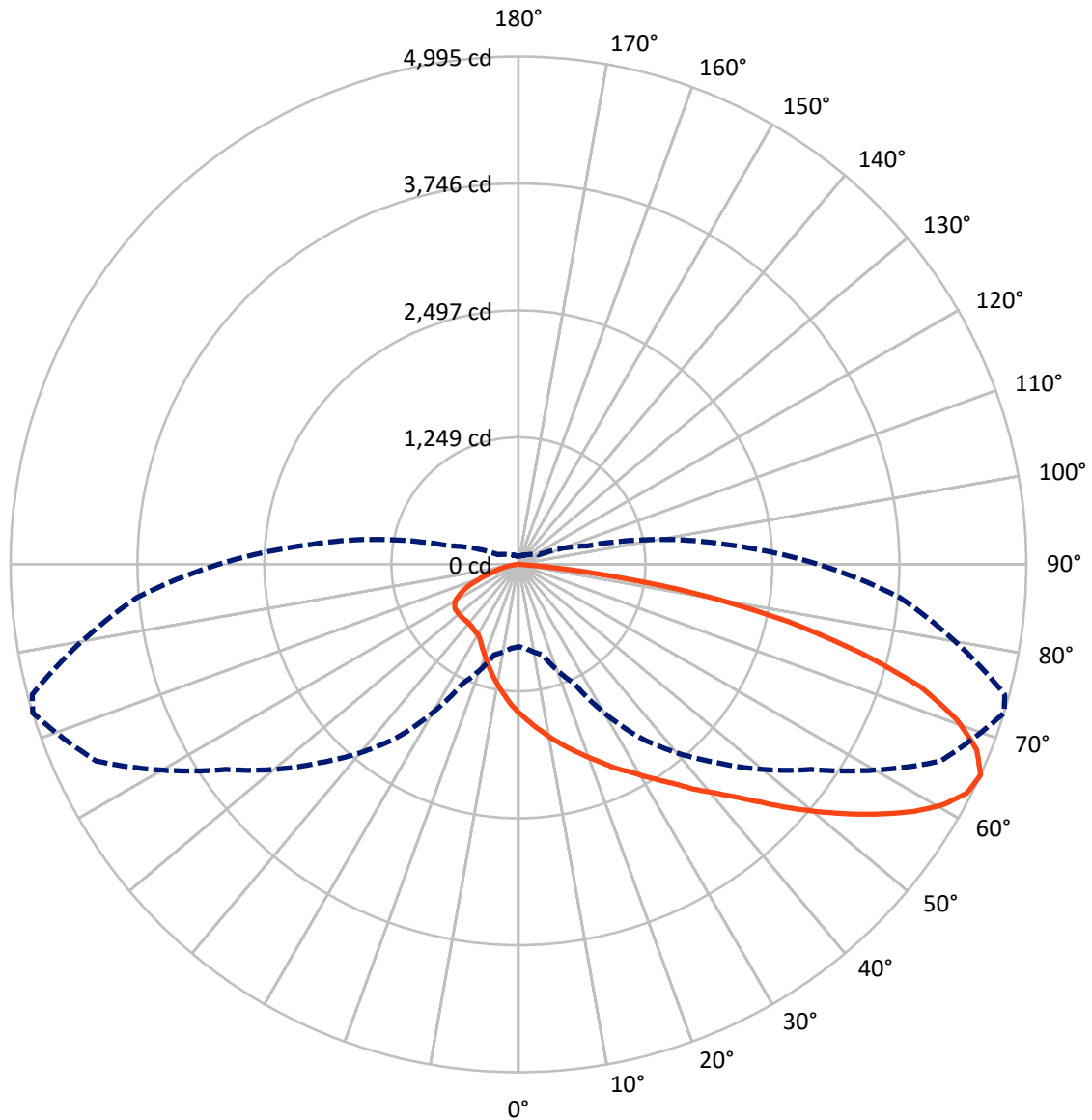
× Max cd
 - - - 1/2 Max cd



Based on 20 foot mounting height. Maximum calculated value = 5.9 fc
 Type II - Short - N/A

REPORT NUMBER: P869952
CATALOG NUMBER: MEM2-HTN-SA-90-840-U-T2U-HSS

Luminous Intensity Polar Plot



— Vertical Plane Through 73-Deg Lateral - - - Horizontal Cone Through 65-Deg Vertical

REPORT NUMBER: P869952

CATALOG NUMBER: MEM2-HTN-SA-90-840-U-T2U-HSS

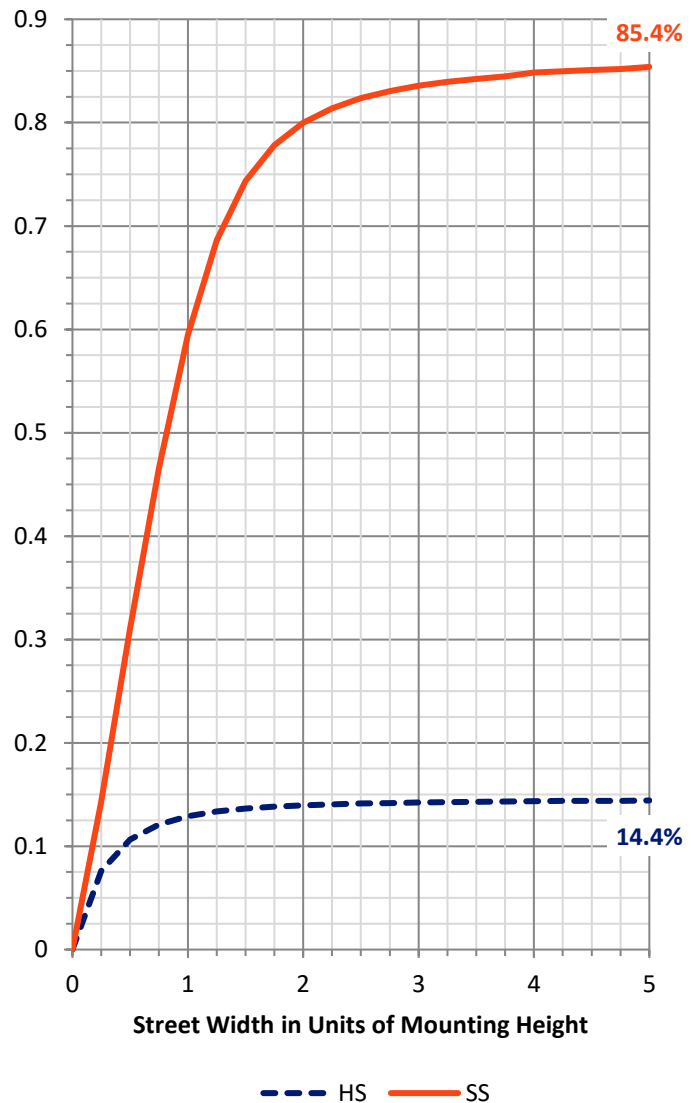
FLUX DISTRIBUTION:

		Downward	Upward	Total
House Side	Lumens	1201.4	0.0	1201.4
	% Fixture	14.5	0.0	14.5
Street Side	Lumens	7060.3	0.0	7060.3
	% Fixture	85.5	0.0	85.5
Total	Lumens	8261.7	0.0	8261.7
	% Fixture	100.0	0.0	100.0

Coefficient of Utilization

ZONAL LUMENS:

Zone	Lumens	% Fixture
0°-10°	141.5	1.7
10°-20°	430.0	5.2
20°-30°	720.1	8.7
30°-40°	1086.2	13.1
40°-50°	1534.8	18.6
50°-60°	1726.9	20.9
60°-70°	1548.6	18.7
70°-80°	941.9	11.4
80°-90°	131.8	1.6
90°-100°	0.0	0.0
100°-110°	0.0	0.0
110°-120°	0.0	0.0
120°-130°	0.0	0.0
130°-140°	0.0	0.0
140°-150°	0.0	0.0
150°-160°	0.0	0.0
160°-170°	0.0	0.0
170°-180°	0.0	0.0
0°-90°	8261.7	100.0
0°-180°	8261.7	100.0



REPORT NUMBER: P869952

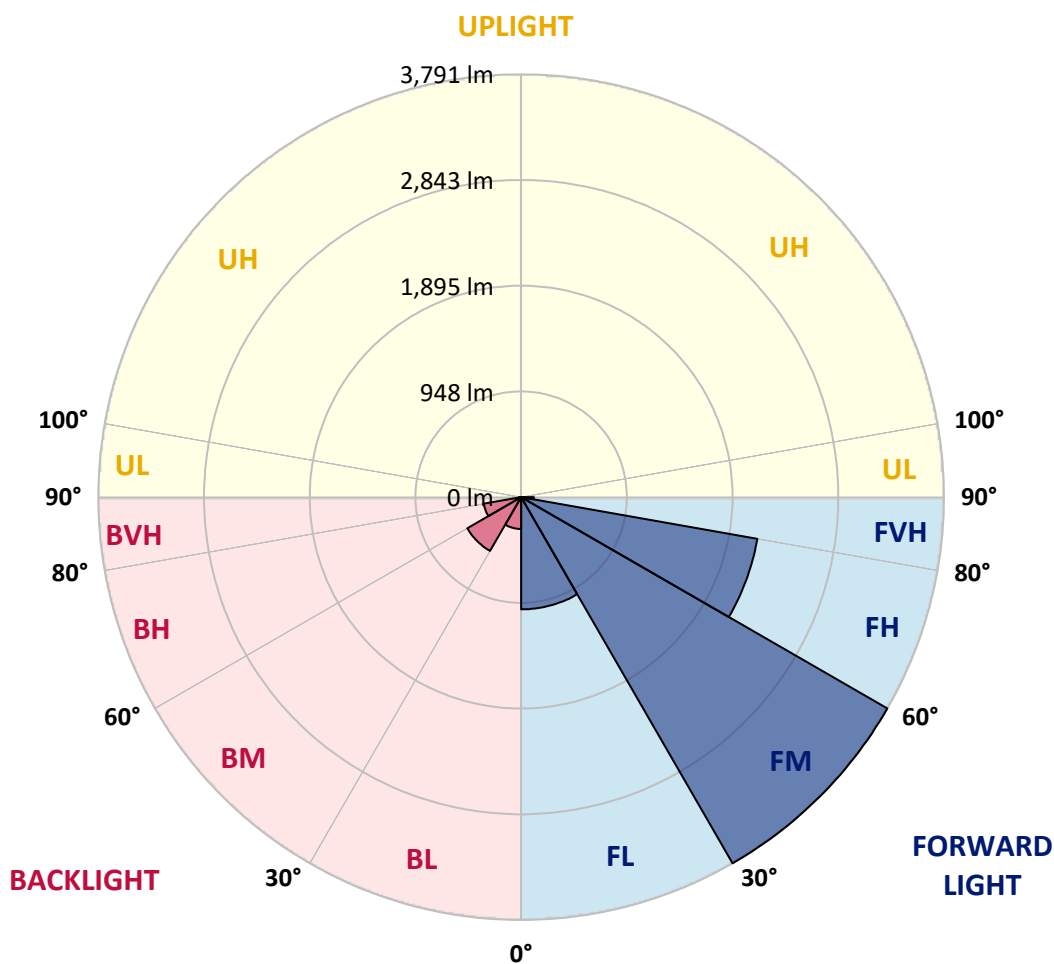
CATALOG NUMBER: MEM2-HTN-SA-90-840-U-T2U-HSS

LUMINAIRE CLASSIFICATION SYSTEM LUMEN TABLE AND BUG RATING:

Zone	Lumens	% Fixture	Zone Rating/Lumen Limit		
			B	U	G
FL (0°-30°)	1006.1	12.2			
FM (30°-60°)	3790.8	45.9			
FH (60°-80°)	2150.2	26.0			G2/5000
FVH (80°-90°)	113.2	1.4			G2/225
BL (0°-30°)	285.4	3.5	B1/500		
BM (30°-60°)	557.1	6.7	B1/1000		
BH (60°-80°)	340.3	4.1	B1/500		G1/500
BVH (80°-90°)	18.6	0.2			G1/100
UL (90°-100°)	0.0	0.0		U0/0	
UH (100°-180°)	0.0	0.0		U0/0	

BUG Rating: B1-U0-G2

Type II Short





REPORT NUMBER: P869952

CATALOG NUMBER: MEM2-HTN-SA-90-840-U-T2U-HSS

CANDELA DISTRIBUTION (FULL):

	0°	5°	15°	25°	35°	45°	55°	65°	73°	75°	85°
0°	1465.6	1465.6	1465.6	1465.6	1465.6	1465.6	1465.6	1465.6	1465.6	1465.6	1465.6
2.5°	1691.7	1682.0	1667.4	1655.2	1633.3	1604.2	1579.9	1548.3	1526.4	1519.1	1487.5
5°	1937.2	1925.0	1908.0	1878.8	1820.5	1786.5	1723.3	1650.4	1592.0	1579.9	1507.0
7.5°	2190.0	2185.1	2146.2	2102.5	2032.0	1956.6	1859.4	1745.2	1660.1	1640.6	1528.8
10°	2403.8	2382.0	2360.1	2318.8	2243.4	2136.5	2010.1	1852.1	1733.0	1701.4	1550.7
12.5°	2532.7	2525.4	2505.9	2457.3	2384.4	2292.0	2141.3	1956.6	1803.5	1759.7	1572.6
15°	2627.5	2634.7	2615.3	2583.7	2508.4	2420.9	2275.0	2066.0	1878.8	1827.8	1596.9
17.5°	2717.4	2712.5	2710.1	2673.6	2605.6	2518.1	2369.8	2155.9	1954.2	1898.3	1621.2
20°	2768.4	2770.9	2766.0	2751.4	2685.8	2600.7	2462.2	2262.9	2036.8	1973.6	1652.8
22.5°	2795.2	2804.9	2814.6	2812.2	2758.7	2693.1	2549.7	2347.9	2121.9	2056.3	1691.7
25°	2812.2	2819.5	2841.3	2870.5	2821.9	2768.4	2646.9	2450.0	2221.5	2146.2	1737.9
27.5°	2826.8	2836.5	2863.2	2907.0	2868.1	2836.5	2732.0	2537.5	2306.6	2238.6	1791.3
30°	2921.6	2933.7	2933.7	2955.6	2911.8	2904.5	2826.8	2642.0	2413.6	2340.6	1859.4
32.5°	3171.9	3147.6	3103.9	3082.0	2977.5	2979.9	2919.1	2746.6	2527.8	2454.9	1944.5
35°	3388.2	3388.2	3334.8	3264.3	3096.6	3062.5	3026.1	2885.1	2651.8	2581.3	2056.3
37.5°	3597.3	3599.7	3543.8	3483.0	3291.0	3169.5	3150.0	3018.8	2804.9	2722.2	2172.9
40°	3728.5	3743.1	3728.5	3682.3	3497.6	3356.6	3271.6	3169.5	2950.7	2887.5	2306.6
42.5°	3750.4	3779.6	3833.0	3847.6	3648.3	3524.3	3427.1	3325.0	3125.7	3055.2	2459.7
45°	3694.5	3704.2	3823.3	3840.3	3760.1	3658.0	3592.4	3507.3	3334.8	3274.0	2629.9
47.5°	3541.4	3521.9	3563.2	3711.5	3743.1	3738.2	3755.2	3713.9	3577.8	3500.0	2817.0
50°	3213.2	3220.5	3354.2	3534.1	3643.4	3767.4	3876.8	3923.0	3823.3	3745.5	3018.8
52.5°	2615.3	2649.3	2904.5	3329.9	3519.5	3748.0	3964.3	4119.8	4078.5	4003.2	3218.1
55°	2148.6	2199.7	2454.9	3001.8	3349.3	3653.2	4015.3	4326.4	4333.7	4275.4	3400.4
57.5°	1682.0	1723.3	1993.1	2493.8	3106.3	3504.9	4022.6	4503.9	4586.5	4518.4	3560.8
60°	1317.4	1346.5	1504.5	2078.1	2807.3	3293.4	3969.1	4644.8	4800.4	4749.4	3699.3
62.5°	999.0	1020.8	1161.8	1643.1	2440.3	3045.5	3789.3	4695.9	4951.1	4902.5	3777.1
65°	809.4	828.8	921.2	1290.6	2078.1	2758.7	3517.0	4579.2	4994.8	4951.1	3767.4
67.5°	661.1	668.4	743.8	1006.3	1757.3	2435.4	3118.4	4275.4	4861.2	4858.7	3655.6
70°	534.7	554.2	617.4	802.1	1460.8	2063.6	2654.2	3799.0	4571.9	4596.2	3432.0
72.5°	454.5	459.4	515.3	663.5	1191.0	1674.7	2197.2	3249.7	4146.6	4166.0	3082.0
75°	384.0	391.3	432.6	537.2	967.4	1329.5	1767.0	2625.0	3470.9	3553.5	2595.9
77.5°	330.6	333.0	362.2	442.4	687.9	999.0	1295.5	1968.8	2717.4	2775.7	2039.3
80°	260.1	264.9	296.5	350.0	478.8	649.0	894.5	1346.5	1815.6	1881.3	1412.2
82.5°	121.5	136.1	143.4	192.0	250.3	320.8	422.9	561.5	821.5	819.1	658.7
85°	12.2	9.7	9.7	14.6	21.9	21.9	26.7	31.6	63.2	75.3	58.3
87.5°	0.0	0.0	0.0	2.4	4.9	4.9	4.9	7.3	7.3	7.3	7.3
90°	0.0	0.0	0.0	0.0	0.0	0.0	0.0	0.0	0.0	0.0	0.0



REPORT NUMBER: P869952

CATALOG NUMBER: MEM2-HTN-SA-90-840-U-T2U-HSS

CANDELA DISTRIBUTION (continued):

	90°	95°	105°	115°	125°	135°	145°	155°	165°	175°	180°
0°	1465.6	1465.6	1465.6	1465.6	1465.6	1465.6	1465.6	1465.6	1465.6	1465.6	1465.6
2.5°	1472.9	1451.1	1412.2	1375.7	1351.4	1332.0	1300.4	1280.9	1266.3	1246.9	1244.5
5°	1468.1	1429.2	1351.4	1285.8	1222.6	1169.1	1113.2	1079.2	1042.7	1025.7	1040.3
7.5°	1472.9	1409.7	1288.2	1188.6	1093.8	1008.7	935.8	889.6	855.6	838.6	841.0
10°	1475.4	1392.7	1234.7	1096.2	974.7	875.0	792.4	729.2	687.9	678.1	666.0
12.5°	1470.5	1370.8	1181.3	1006.3	860.4	751.0	653.8	605.2	563.9	544.4	544.4
15°	1475.4	1353.8	1125.4	923.6	758.3	632.0	549.3	495.8	471.5	454.5	456.9
17.5°	1475.4	1339.2	1071.9	843.4	658.7	542.0	466.7	422.9	398.6	388.9	386.5
20°	1492.4	1327.1	1020.8	768.1	571.2	461.8	401.0	367.0	347.6	337.9	333.0
22.5°	1504.5	1317.4	974.7	695.1	498.3	403.5	352.4	320.8	306.3	301.4	301.4
25°	1526.4	1314.9	933.3	624.7	439.9	359.7	313.5	289.2	277.1	272.2	272.2
27.5°	1558.0	1319.8	894.5	563.9	396.2	316.0	281.9	262.5	255.2	252.8	250.3
30°	1604.2	1341.7	870.1	517.7	354.9	289.2	257.6	245.5	240.6	238.2	238.2
32.5°	1664.9	1380.6	860.4	493.4	330.6	267.4	240.6	230.9	226.0	226.0	223.6
35°	1740.3	1424.3	853.1	471.5	313.5	252.8	228.5	218.8	216.3	216.3	216.3
37.5°	1830.2	1470.5	841.0	456.9	303.8	240.6	218.8	209.0	209.0	209.0	209.0
40°	1929.9	1538.6	838.6	447.2	296.5	233.3	209.0	199.3	199.3	199.3	199.3
42.5°	2041.7	1611.5	836.1	439.9	291.7	228.5	199.3	189.6	189.6	189.6	189.6
45°	2177.8	1703.8	841.0	435.1	291.7	223.6	192.0	179.9	177.4	177.4	177.4
47.5°	2311.5	1791.3	845.8	430.2	286.8	216.3	182.3	170.1	167.7	165.3	165.3
50°	2454.9	1881.3	845.8	425.4	281.9	209.0	175.0	158.0	155.6	153.1	153.1
52.5°	2595.9	1956.6	848.3	418.1	269.8	196.9	162.8	148.3	143.4	141.0	138.5
55°	2732.0	2036.8	850.7	405.9	255.2	184.7	155.6	138.5	131.3	126.4	126.4
57.5°	2834.1	2102.5	838.6	381.6	235.8	172.6	143.4	126.4	116.7	111.8	111.8
60°	2931.3	2143.8	816.7	345.1	216.3	160.4	133.7	114.2	104.5	99.7	99.7
62.5°	2970.2	2151.1	765.6	281.9	192.0	148.3	121.5	104.5	97.2	94.8	94.8
65°	2948.3	2119.5	697.6	223.6	170.1	133.7	111.8	97.2	87.5	80.2	80.2
67.5°	2829.2	2010.1	605.2	177.4	148.3	121.5	102.1	87.5	77.8	70.5	70.5
70°	2603.2	1835.1	471.5	141.0	128.8	106.9	92.4	80.2	70.5	63.2	63.2
72.5°	2270.2	1592.0	342.7	119.1	111.8	94.8	82.6	72.9	63.2	58.3	58.3
75°	1871.5	1227.4	243.1	102.1	99.7	85.1	75.3	65.6	58.3	53.5	53.5
77.5°	1404.9	855.6	189.6	89.9	87.5	77.8	68.1	60.8	53.5	51.0	48.6
80°	935.8	529.9	143.4	68.1	65.6	60.8	55.9	51.0	43.8	38.9	38.9
82.5°	418.1	223.6	72.9	38.9	34.0	29.2	24.3	17.0	17.0	14.6	14.6
85°	43.8	29.2	14.6	9.7	9.7	7.3	7.3	7.3	4.9	4.9	4.9
87.5°	7.3	7.3	4.9	4.9	4.9	2.4	2.4	2.4	2.4	2.4	2.4
90°	0.0	0.0	0.0	0.0	0.0	0.0	0.0	0.0	0.0	0.0	0.0

Cooper Lighting Solutions Photometric Lab
1121 Highway 74 South
Peachtree City, GA 30269



LM-79-2019: Approved Method: Electrical and Photometric Measurements of Solid-State Lighting Products

Report Prepared for

Cooper Lighting Solutions

Streetworks

Report Number: SP1-2407-157-8

Test Date: 09/05/2024

Luminaire Tested: MEM2-HTN-SA-30-840-U-5WQ

Data in this report applies to families of products including MEM2-HTN-SA-30-840-U-5WQ

Test Information

Test Method: LM-79-2019
 Report Number: SP1-2407-157-8
 Test Lab: COOPER LIGHTING SOLUTIONS
 Photometer: SP1 - 76IN SPHERE
 Measurement Geometry: 4π
 Issue Date: 09/05/2024
 Manufacturer: COOPER LIGHTING SOLUTIONS
 Product Line: Streetworks
 Catalog Number: **MEM2-HTN-SA-30-840-U-5WQ**
 Description: Epic Modern Light Square 30W 5WQ Optic

Spectral Parameters

CCT (K): 3996
 CIE u': 0.2245
 CIE v': 0.5031
 Duv: 0.0012
 CIE x: 0.3815
 CIE y: 0.3799
 CIE z: 0.2386
 Peak Wavelength (nm): 449
 Dominant Wavelength (nm): 578
 Purity: 28.49233
 Rf: 82.6
 Rg: 95.1

CRI (Ra):	80.6		
R1:	78.1	R9:	-5.8
R2:	87.1	R10:	70.3
R3:	94.5	R11:	78.7
R4:	79.7	R12:	60.5
R5:	78.7	R13:	80.2
R6:	82.7	R14:	97.2
R7:	84.3	R15:	70.6
R8:	59.5		



Test Conditions

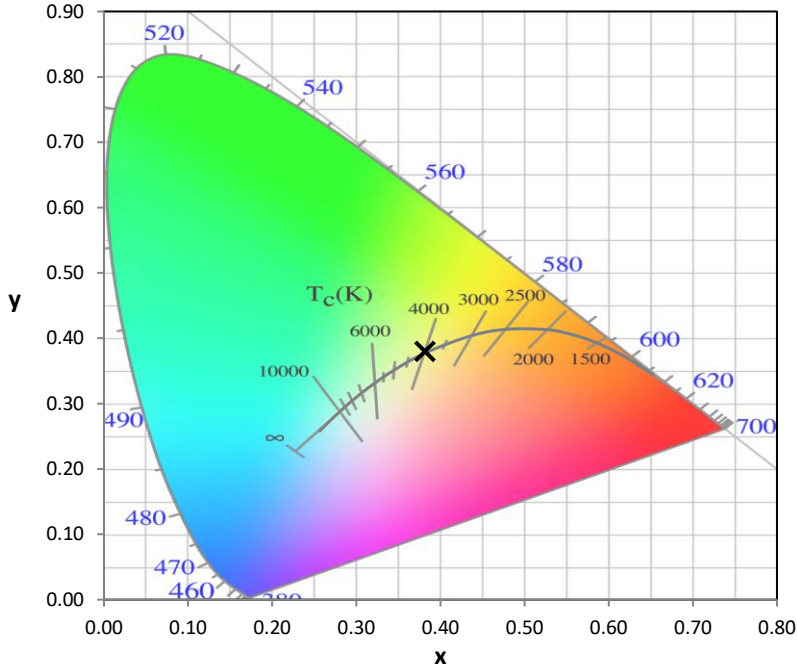
Stabilization Time: 29M
 Operation Time: 1H 29M
 Sphere Temperature (°C): 24.3

REPORT NUMBER: SP1-2407-157-8

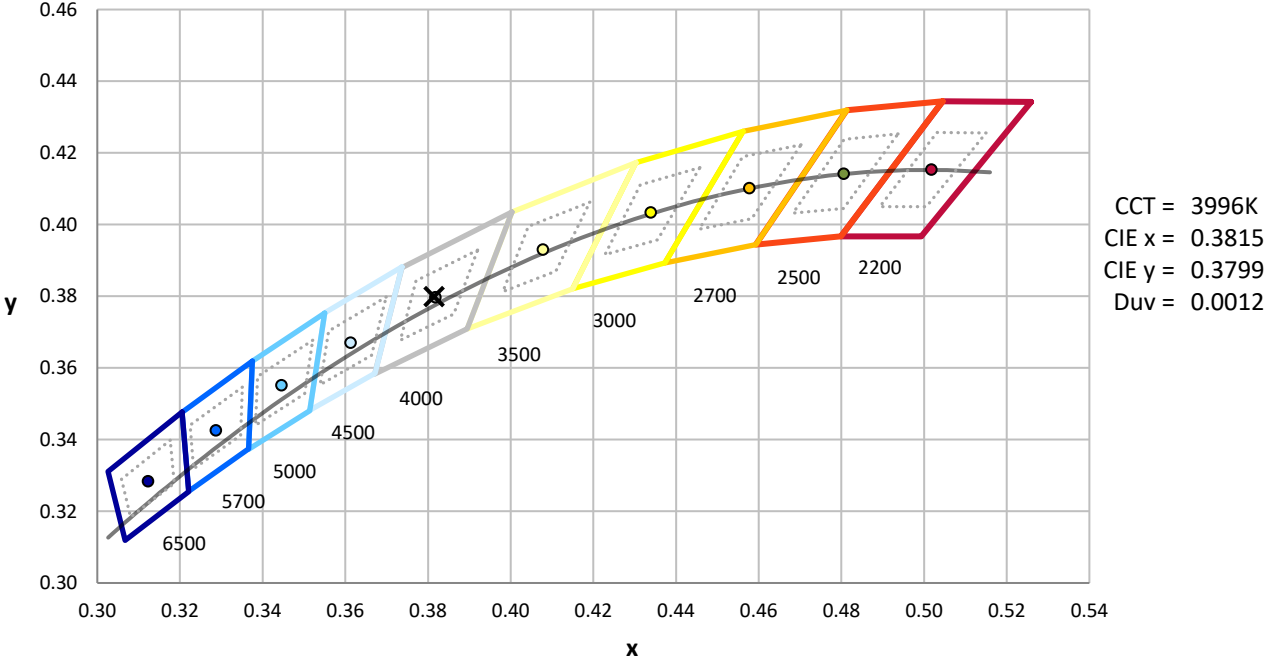
Measurement and Test Equipment			
Instrument	Identification Number	Calibration Date	Calibration Due Date
Photometer	IN0058	6/18/2024	12/18/2024
Power Meter	INXT2011004	2/8/2024	2/8/2025
AC Power Source	IN0063	10/24/2023	10/24/2024
DC Power Source	IN0208	10/24/2023	10/24/2024
Sphere Thermometer	IN0085	10/24/2023	10/24/2024
Room Thermometer	IN0046	10/24/2023	10/24/2024

REPORT NUMBER: SP1-2407-157-8

CIE 1931 Chromaticity Diagram



CIE 1931 Chromaticity Diagram with 2017 ANSI 7-Step and 4-Step Quadrangles



Point lies inside the ANSI 4000K 4-step quadrangle

REPORT NUMBER: SP1-2407-157-8

Photopic Flux vs. Wavelength



Photopic Lumens: NR

λ (nm)	Power W [^] /nm	Lumens (φ/nm)	λ (nm)	Power W [^] /nm	Lumens (φ/nm)	λ (nm)	Power W [^] /nm	Lumens (φ/nm)	λ (nm)	Power W [^] /nm	Lumens (φ/nm)	λ (nm)	Power W [^] /nm	Lumens (φ/nm)
360	0	NR	490	289	NR	620	725	NR	750	17	NR	880	0	NR
365	0	NR	495	351	NR	625	673	NR	755	15	NR	885	0	NR
370	0	NR	500	414	NR	630	619	NR	760	13	NR	890	0	NR
375	0	NR	505	470	NR	635	562	NR	765	11	NR	895	0	NR
380	0	NR	510	513	NR	640	506	NR	770	9	NR	900	0	NR
385	0	NR	515	546	NR	645	452	NR	775	8	NR	905	0	NR
390	0	NR	520	571	NR	650	400	NR	780	7	NR	910	0	NR
395	1	NR	525	592	NR	655	352	NR	785	6	NR	915	0	NR
400	3	NR	530	606	NR	660	307	NR	790	5	NR	920	0	NR
405	6	NR	535	624	NR	665	267	NR	795	4	NR	925	0	NR
410	12	NR	540	642	NR	670	231	NR	800	4	NR	930	0	NR
415	22	NR	545	663	NR	675	199	NR	805	3	NR	935	0	NR
420	44	NR	550	686	NR	680	171	NR	810	3	NR	940	0	NR
425	83	NR	555	713	NR	685	146	NR	815	2	NR	945	0	NR
430	150	NR	560	745	NR	690	125	NR	820	2	NR	950	0	NR
435	267	NR	565	774	NR	695	106	NR	825	2	NR	955	0	NR
440	466	NR	570	806	NR	700	90	NR	830	1	NR	960	0	NR
445	804	NR	575	835	NR	705	76	NR	835	1	NR	965	0	NR
450	1000	NR	580	858	NR	710	65	NR	840	1	NR	970	0	NR
455	715	NR	585	875	NR	715	55	NR	845	1	NR	975	0	NR
460	492	NR	590	884	NR	720	47	NR	850	1	NR	980	0	NR
465	402	NR	595	880	NR	725	40	NR	855	1	NR	985	0	NR
470	288	NR	600	868	NR	730	34	NR	860	1	NR	990	0	NR
475	226	NR	605	844	NR	735	28	NR	865	1	NR	995	0	NR
480	227	NR	610	814	NR	740	24	NR	870	0	NR	1000	0	NR
485	248	NR	615	771	NR	745	20	NR	875	0	NR			

REPORT NUMBER: SP1-2407-157-8

Scotopic Flux vs. Wavelength



Scotopic Lumens: NR

S/P: 1.66

λ (nm)	Power W [^] /nm	Lumens (φ/nm)	λ (nm)	Power W [^] /nm	Lumens (φ/nm)	λ (nm)	Power W [^] /nm	Lumens (φ/nm)	λ (nm)	Power W [^] /nm	Lumens (φ/nm)	λ (nm)	Power W [^] /nm	Lumens (φ/nm)
360	0	NR	490	289	NR	620	725	NR	750	17	NR	880	0	NR
365	0	NR	495	351	NR	625	673	NR	755	15	NR	885	0	NR
370	0	NR	500	414	NR	630	619	NR	760	13	NR	890	0	NR
375	0	NR	505	470	NR	635	562	NR	765	11	NR	895	0	NR
380	0	NR	510	513	NR	640	506	NR	770	9	NR	900	0	NR
385	0	NR	515	546	NR	645	452	NR	775	8	NR	905	0	NR
390	0	NR	520	571	NR	650	400	NR	780	7	NR	910	0	NR
395	1	NR	525	592	NR	655	352	NR	785	6	NR	915	0	NR
400	3	NR	530	606	NR	660	307	NR	790	5	NR	920	0	NR
405	6	NR	535	624	NR	665	267	NR	795	4	NR	925	0	NR
410	12	NR	540	642	NR	670	231	NR	800	4	NR	930	0	NR
415	22	NR	545	663	NR	675	199	NR	805	3	NR	935	0	NR
420	44	NR	550	686	NR	680	171	NR	810	3	NR	940	0	NR
425	83	NR	555	713	NR	685	146	NR	815	2	NR	945	0	NR
430	150	NR	560	745	NR	690	125	NR	820	2	NR	950	0	NR
435	267	NR	565	774	NR	695	106	NR	825	2	NR	955	0	NR
440	466	NR	570	806	NR	700	90	NR	830	1	NR	960	0	NR
445	804	NR	575	835	NR	705	76	NR	835	1	NR	965	0	NR
450	1000	NR	580	858	NR	710	65	NR	840	1	NR	970	0	NR
455	715	NR	585	875	NR	715	55	NR	845	1	NR	975	0	NR
460	492	NR	590	884	NR	720	47	NR	850	1	NR	980	0	NR
465	402	NR	595	880	NR	725	40	NR	855	1	NR	985	0	NR
470	288	NR	600	868	NR	730	34	NR	860	1	NR	990	0	NR
475	226	NR	605	844	NR	735	28	NR	865	1	NR	995	0	NR
480	227	NR	610	814	NR	740	24	NR	870	0	NR	1000	0	NR
485	248	NR	615	771	NR	745	20	NR	875	0	NR			

REPORT NUMBER: SP1-2407-157-8

Melanopic Flux vs. Wavelength



Melanopic Lumens: NR

M/P: 3.37

λ (nm)	Power W [^] /nm	Lumens (φ/nm)	λ (nm)	Power W [^] /nm	Lumens (φ/nm)	λ (nm)	Power W [^] /nm	Lumens (φ/nm)	λ (nm)	Power W [^] /nm	Lumens (φ/nm)	λ (nm)	Power W [^] /nm	Lumens (φ/nm)
360	0	NR	490	289	NR	620	725	NR	750	17	NR	880	0	NR
365	0	NR	495	351	NR	625	673	NR	755	15	NR	885	0	NR
370	0	NR	500	414	NR	630	619	NR	760	13	NR	890	0	NR
375	0	NR	505	470	NR	635	562	NR	765	11	NR	895	0	NR
380	0	NR	510	513	NR	640	506	NR	770	9	NR	900	0	NR
385	0	NR	515	546	NR	645	452	NR	775	8	NR	905	0	NR
390	0	NR	520	571	NR	650	400	NR	780	7	NR	910	0	NR
395	1	NR	525	592	NR	655	352	NR	785	6	NR	915	0	NR
400	3	NR	530	606	NR	660	307	NR	790	5	NR	920	0	NR
405	6	NR	535	624	NR	665	267	NR	795	4	NR	925	0	NR
410	12	NR	540	642	NR	670	231	NR	800	4	NR	930	0	NR
415	22	NR	545	663	NR	675	199	NR	805	3	NR	935	0	NR
420	44	NR	550	686	NR	680	171	NR	810	3	NR	940	0	NR
425	83	NR	555	713	NR	685	146	NR	815	2	NR	945	0	NR
430	150	NR	560	745	NR	690	125	NR	820	2	NR	950	0	NR
435	267	NR	565	774	NR	695	106	NR	825	2	NR	955	0	NR
440	466	NR	570	806	NR	700	90	NR	830	1	NR	960	0	NR
445	804	NR	575	835	NR	705	76	NR	835	1	NR	965	0	NR
450	1000	NR	580	858	NR	710	65	NR	840	1	NR	970	0	NR
455	715	NR	585	875	NR	715	55	NR	845	1	NR	975	0	NR
460	492	NR	590	884	NR	720	47	NR	850	1	NR	980	0	NR
465	402	NR	595	880	NR	725	40	NR	855	1	NR	985	0	NR
470	288	NR	600	868	NR	730	34	NR	860	1	NR	990	0	NR
475	226	NR	605	844	NR	735	28	NR	865	1	NR	995	0	NR
480	227	NR	610	814	NR	740	24	NR	870	0	NR	1000	0	NR
485	248	NR	615	771	NR	745	20	NR	875	0	NR			

Summary

$R_f = 82.6$
 $R_g = 95.1$
 CIE $R_a = 80.6$
 $R_9 = -5.8$



Color Vector Graphics

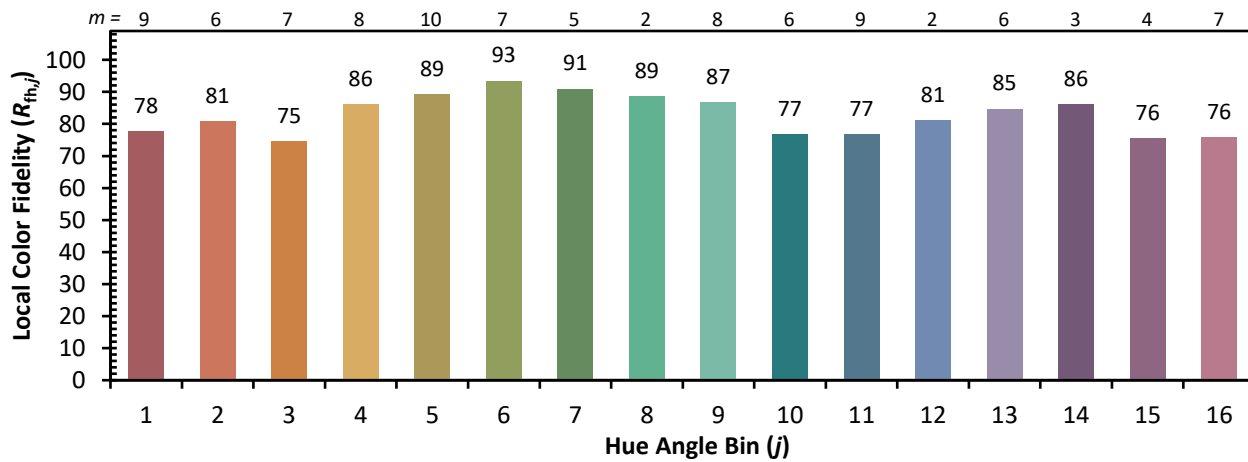


Individual Sample Fidelity Index ($R_{f,i}$)

CES01 = 85	CES26 = 79	CES51 = 94	CES76 = 72
CES02 = 61	CES27 = 93	CES52 = 94	CES77 = 82
CES03 = 31	CES28 = 90	CES53 = 88	CES78 = 71
CES04 = 69	CES29 = 83	CES54 = 89	CES79 = 91
CES05 = 48	CES30 = 95	CES55 = 88	CES80 = 88
CES06 = 50	CES31 = 86	CES56 = 84	CES81 = 80
CES07 = 40	CES32 = 78	CES57 = 84	CES82 = 95
CES08 = 39	CES33 = 90	CES58 = 84	CES83 = 95
CES09 = 29	CES34 = 85	CES59 = 90	CES84 = 90
CES10 = 74	CES35 = 92	CES60 = 91	CES85 = 78
CES11 = 57	CES36 = 85	CES61 = 87	CES86 = 73
CES12 = 63	CES37 = 91	CES62 = 87	CES87 = 83
CES13 = 42	CES38 = 95	CES63 = 84	CES88 = 86
CES14 = 74	CES39 = 98	CES64 = 78	CES89 = 76
CES15 = 71	CES40 = 94	CES65 = 75	CES90 = 87
CES16 = 46	CES41 = 98	CES66 = 75	CES91 = 72
CES17 = 49	CES42 = 92	CES67 = 73	CES92 = 62
CES18 = 56	CES43 = 88	CES68 = 77	CES93 = 78
CES19 = 71	CES44 = 99	CES69 = 82	CES94 = 60
CES20 = 65	CES45 = 93	CES70 = 72	CES95 = 70
CES21 = 86	CES46 = 90	CES71 = 67	CES96 = 82
CES22 = 78	CES47 = 95	CES72 = 89	CES97 = 90
CES23 = 91	CES48 = 84	CES73 = 65	CES98 = 84
CES24 = 90	CES49 = 89	CES74 = 93	CES99 = 73
CES25 = 71	CES50 = 94	CES75 = 69	



Color Rendition by Hue-Angle Bin



Measure Comparisons



(END OF REPORT)